



VISTARA

- *by Dexter*












































































VISTARA
WALLPAPER



VISTARA
WALLPAPER



FE




PIZZA

COFFEES

COCKTAILS




ESPRESSO



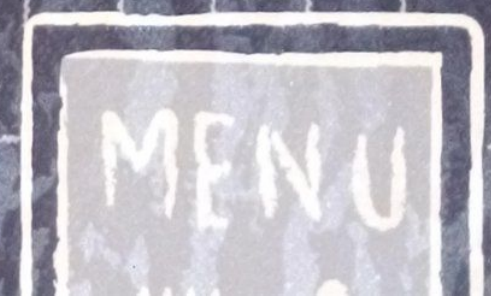
SAND

LEM




MENU

ICE CREAMS



NKS



MUFFINS



CAFE



PIZZA

COFFEES

COCKTAILS

①

ESPRESSO



SAN

S



LEM



MENU

BEGINNING
AFTER
Coffee

Good
MORNING



Drink
Coffee



COFFEE FRIENDS


































VISTARA WALLPAPER






































VISTARA
WALLPAPER





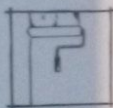




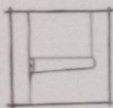


VISTARA

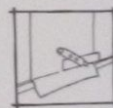
Page Number	Pattern Number	Page Number	Pattern Number	Page Number	Pattern Number
1	683005	22	992804	43	171123
2	683004	23	992805	44	961306
3	683021	24	993006	45	LFT 370302
4	683023	25	993004	46	LFT 370305
5	683024	26	YF 471601	47	LFT 370304
6	683036	27	YF 470101	48	LFT 370306
7	683035	28	YF 470103	49	YF 473703
8	683034	29	YF 470504	50	YF 473704
9	683042	30	YF 470502	51	YF 473701
10	683043	31	YF 472901	52	LFT 373502
11	683044	32	YF 471704	53	LFT 373501
12	991807	33	YF 471701	54	L36056
13	991908	34	YF 473104	55	L36055
14	991808	35	YF 473103	56	L36015
15	991806	36	YF 474301	57	L36112
16	991008	37	LFT 171086	58	L36115
17	991108	38	AH390310	59	L36063
18	991007	39	XM 56501	60	L36062
19	992206	40	XM 56102	61	L36065
20	992201	41	XM 55402		
21	992204	42	XM 56701		



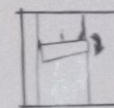
- Lijm met roller op de wand aanbrengen
- Encoller le mur à l'aide d'un rouleau
- Apply paste with roller to the wall
- Die Wand mit einem Roller einkleistern
- Aplicar la cola directamente en la pared con un rodillo



- SMART paper direct op de wand aanbrengen
- Poser le SMART paper sur le mur
- Apply SMART paper directly to the wall
- SMART paper direkt auf die Wand anbringen
- Cortar el papel SMART a la medida



- SMART paper op maat afsnijden, klaar
- Couper selon mesure
- Cut SMART paper to size
- SMART paper nach Maß schneiden
- Aplicar el papel SMART (no tejido) directamente en la pared



- Zelfs jaren later eenvoudig droog te verwijderen
- Facile à enlever, même après plusieurs années
- Simple to remove even years later
- Einfach trocken zu entfernen, auch nach mehreren Jahren
- Fácil de sacar incluso después de años